

PREP/1 D	WORK PROGRAM	TERM 4	Week 1	Day 135	Monday 4th October, 2021
The below times are <b>ONLY SUGGESTIONS</b> . <b>Complete them at times during the day that suit your family, for however long you need.</b> 😊					
<b>Time</b>	<b>Work Task Explanation:</b>				<b>THEME FOCUS: FARMS - Cows</b>
** Please remember your small group meetings with Mrs D on Webex **					
<b>IT IS EXPECTED THAT THE FIRST 4 ACTIVITIES ARE TO BE COMPLETED WITH PHOTOS or VIDEOS UPLOADED EACH DAY OF THE COMPLETED WORK:</b>					
1	20 min	<b>Jolly Phonics - NEW grapheme 'au' = /or/ (as in sauce)</b> <b>Watch Mrs D's video on Class Dojo</b> . Practise the sound and action, then read the four words on the /au/ phonics sheet to an adult – remember the dots help to remind you how many sounds there are to stretch out before blending. Trace over the /au/ sound, then colour in the picture carefully. <b>Take a photo/video and post on Class Stories.</b>			
<b>FRUIT BREAK AND STORY TIME</b> – Listen to and join in with Mrs D reading “CLICK, CLACK MOO!” by Doreen Cronin					
2	20 min	<b>Writing - Learning Intention: I can say what my opinion is in a sentence. (VCELY194)</b> <b>Persuasive Writing - opinion</b> <b>Are Farmer Brown's Cows Clever? - Write me a sentence telling me your opinion about Farmer Brown's cows.</b> <b>Watch Mrs D's video on Class Dojo</b> then complete the activity. <b>Take a photo and post on Class Stories.</b>			
<b>Brain Break</b> - Animal Yoga #1 - <b>Watch Mrs D's video on Class Dojo</b> and move along as the animals do.					
3	10 min	<b>CAFÉ Reading - Warm up – S.I.R: I can increase my reading stamina.</b> <b>Open The Dog on Class Dojo.</b> Sit comfortably, not moving, aiming to read for <b>10 minutes</b> .			
	25 min	<b>Vocabulary -PREPS: 'rhyme'. Year 1s: 'illustrate'</b> <b>Watch Mrs D's videos on Class Dojo</b> and then trace the definition (meaning) of the word using your grey lead pencil. <b>PREPS:</b> write the word CAT and 2 other words that rhyme with it in the <b>What does it look like✓</b> box, then write CAT and a word that DOES NOT RHYME with it in the <b>It is not x</b> box. <b>Year 1s:</b> draw a colourful illustration from CLICK CLACK MOO in the <b>What does it look like✓</b> box, then write some words in the <b>It is not x</b> box. <b>Take a photo and post on Class Stories.</b>			
<b>Brain Break</b> - Free Choice – go outside, do some dancing, play a game, lay down and rest, or play with your toys, whatever suits you for a break.					
4	5 min	<b>Tuning In Activity:</b> using a collection of 20 objects (eg. pegs, counters, cereal pieces, buttons, toys), see how many different groups you can make (ie how many groups of 2, how many groups of 4, how many groups of 5, how many groups of 10?)			
	25 min	<b>Maths – NEW TOPIC: MAKING AND SHARING GROUPS</b> <b>Preps - Watch Mrs D's Video on Class Dojo</b> and complete the “Identifying and Creating Groups” Topic 10 lesson 1 page 61 <b>Year 1s - Watch Mrs D's Video on Class Dojo</b> and complete the “Identifying Groups” Topic 12 lesson 1 page 77 <b>Take a photo/video and post on Class Stories.</b>			
<b>These aren't compulsory. Only do if you would like something else to do:</b>					
<b>ART - MRS RILEY'S ART PROGRAM</b> 😊					
<b>Cow Survey</b> - Ask at least 6 people (or more) “Would you give the cows the electric blankets?”, tally results and fill in the graph.					
<b>HANDWRITING PRACTISE</b> - practise correct letter formation on the laminated chart sent home.					

PREP/1 D	WORK PROGRAM	TERM 4	Week 1	Day 136	Tuesday 5th October, 2021
The below times are <b>ONLY SUGGESTIONS</b> . <b>Complete them at times during the day that suit your family, for however long you need.</b> ☺					
	<b>Time</b>	<b>Work Task Explanation:</b>	<b>THEME FOCUS: FARMS - Cows</b>		
<b>** Please remember your small group meetings with Mrs D on Webex **</b>					
<b>IT IS EXPECTED THAT THE FIRST 4 ACTIVITIES ARE TO BE COMPLETED WITH PHOTOS or VIDEOS UPLOADED EACH DAY OF THE COMPLETED WORK:</b>					
1	20 min	<b>Jolly Phonics</b> - Using the blue <b>WORD BOX 7 list</b> - <b>PREPS choose 4 or more words</b> , <b>YEAR 1s choose 8 or more</b> of these words and read them with your adult. Remember to use stretchy snake or chunky monkey to help you. If you like, cut them up, put them onto a table with the words face up, and ask your adult to say one of the words for you to find – see how fast you can find it. ☺ <b>Take a video of you reading these words and post it on Class Stories.</b>			
<b>FRUIT BREAK AND STORY TIME</b> – Listen to Mrs D reading the Big Book “How Cows Make Milk” part 1					
2	20 min	<b>Writing</b> - <b>Learning Intention: I can say what my opinion is in a sentence. (VCELY194)</b> <b>Persuasive Writing - facts</b> <b>We Need Cows</b> - <i>Write me a sentence about why we need cows.</i> <b>Watch Mrs D’s video on Class Dojo</b> then complete the activity. <b>Take a photo and post on Class Stories.</b>			
<b>Brain Break</b> - Animal Yoga #2 - <b>Watch Mrs D’s video on Class Dojo</b> and move along as the animals do.					
3	10 min	<b>CAFÉ Reading</b> - <b>Warm up – E.E.K.K.: I can increase my reading stamina.</b> <b>Open The Kids Band on Class Dojo.</b> Sit comfortably, NEXT TO YOUR READING PARTNER, not moving, aiming to read for <b>10 minutes</b> .			
	20 min	<b>Nonfiction Text – All About Cows Booklet:</b> <b>Read the mini-book</b> “All About Cows” <b>with your adult</b> . Looking at the different ways that a non-fiction book is set out from that of a picture story fiction book. <b>Colour in the FRONT COVER</b> <b>Take a photo and post on to Class Stories</b>			
<b>Brain Break</b> - Free Choice – go outside, do some dancing, play a game, lay down and rest, or play with your toys, whatever suits you for a break.					
4	5 min	<b>Tuning In Activity:</b> <b>Watch Mrs D reading “The Doorbell Rang”</b> by Pat Hutchins – video on class dojo			
	25 min	<b>Maths – MAKING AND SHARING GROUPS</b> <b>Preps</b> - <b>Watch Mrs D’s Video on Class Dojo</b> and complete the “Identifying More Than One Group” Topic 10 lesson 2 page 62 <b>Year 1s</b> - <b>Watch Mrs D’s Video on Class Dojo</b> and complete the “Identifying Groups” Topic 12 lesson 1 - Practise sheet. <b>Take a photo/video and post on Class Stories.</b>			
<b>These aren’t compulsory. Only do if you would like something else to do:</b>					
<b>BEE BOT CODING</b> - make a video telling me how you would program a bee bot to move from the mother farm animal to its baby. <b>Watch Mrs D’s Video on Class Dojo</b> for instructions.					
<b>LITERACY PLANET</b> - <b>Log in and complete as many tasks as you can in 20 minutes.</b>					
<b>JAPANESE</b> - see the remote learning website for details.					

The below times are **ONLY SUGGESTIONS**. **Complete them at times during the day that suit your family, for however long you need.** 😊

**Time**      **Work Task Explanation:**      **THEME FOCUS: FARMS - Cows**

**\*\* Please remember your small group meetings with Mrs D on Webex \*\***

**IT IS EXPECTED THAT THE FIRST 4 ACTIVITIES ARE TO BE COMPLETED WITH PHOTOS or VIDEOS UPLOADED EACH DAY OF THE COMPLETED WORK:**

1      20 min      **Phonics - The /aw/ & /au/ popcorn game - Watch Mrs D's video on Class Dojo** play the game and make a video of you reading all your 'won' cards.  
**Take a video of you saying some of these words and post on Class Dojo.**

**FRUIT BREAK AND STORY TIME – Listen to Mrs D reading the book “A Particular Cow” by Mem Fox**

2      20 min      **Handwriting - Targeting Handwriting Book** Pages 29 (a) and 33 (d) – practising the letters a and d.  
**Learning Intention: I can use learned letter formation to correctly write the letters of the alphabet. (VCELY162)**  
Take your time and carefully complete page 29 for letter a, and 33 to practise the letter d.  
**Take a photo and post on Class Stories.**

**Brain Break - Animal Yoga #3 - Watch Mrs D's video on Class Dojo** and move along as the animals do.

3      10 min      **CAFÉ Reading - Warm up – S.I.R: I can increase my reading stamina. Open Zak Hid From Dad on Class Dojo.** Sit comfortably, not moving, aiming to read for **10 minutes**.  
  
20 min      **CAFÉ Reading - I can use non-fiction text features.**  
**Work on Writing - ALL ABOUT COWS:** Using your mini book “All About Cows”, work with your adult to find the information listed on the **Non-fiction text features Checklist** sheet. **Watch Mrs D's video on Class Dojo** to work along with Mrs D if you like.  
**Take a photo and POST IT ONTO Class Stories.**

**Brain Break - Free Choice – go outside, do some dancing, play a game, lay down and rest, or play with your toys, whatever suits you for a break.**

4      5 min      **Tuning In Activity: Watch Mrs D reading the story “Two for Me, One for You”** by Jorg Muhle on class dojo.  
  
25 min      **Maths – MAKING AND SHARING GROUPS**  
**Preps - Watch Mrs D's Video on Class Dojo** and complete the “Sharing Objects” Topic 10 lesson 3 page 63  
**Year 1s - Watch Mrs D's Video on Class Dojo** and complete the “Identifying Groups” Topic 12 lesson 1 - Challenge.  
**Take a photo/video and post on Class Stories.**

**These aren't compulsory. Only do if you would like something else to do:**

**SCIENCE - LOOK! LISTEN! - our new topic for term 4. Watch Mrs D's Video on Class Dojo** then complete the “Sound Makers” sheet.

**TEACH YOUR MONSTER TO READ - log in and see how many games you can play with your monster in 20 minutes**

**DIRECTED DRAWING - How to draw a cute cow: <https://www.youtube.com/watch?v=ezegUT9U6fM>**  
**- How to draw a cute ox: <https://www.youtube.com/watch?v=jNawjZ40pOY>**

The below times are **ONLY SUGGESTIONS**. **Complete them at times during the day that suit your family, for however long you need.** 😊

**Time**      **Work Task Explanation:**      **THEME FOCUS: FARMS - Cows**

**\*\* Please remember your small group meetings with Mrs D on Webex \*\***

**IT IS EXPECTED THAT THE FIRST 4 ACTIVITIES ARE TO BE COMPLETED WITH PHOTOS or VIDEOS UPLOADED EACH DAY OF THE COMPLETED WORK:**

1      20 min      **Jolly Phonics - revision of “au” sound.** Open the **/au/ PowerPoint** found on Class Dojo. As each word is shown, read them to your adult. **Take a video or photo of you reading your words and post it onto Class Dojo**

**FRUIT BREAK AND STORY TIME** – Listen to Mrs D reading the Big Book **“Silly Moo Moo”** by Karen King

2      20 min      **Writing - Learning Intention: I can say what my opinion is in a sentence. (VCELY194)**      **Persuasive Writing - opinion**  
**Silly Moo Moo - Write me a sentence about why YOU think Moo Moo was silly.** **Watch Mrs D’s video on Class Dojo** then complete the activity. **Take a photo and post on Class Stories.**

**Brain Break - Animal Yoga #4 - Watch Mrs D’s video on Class Dojo** and move along as the animals do.

3      10 min      **CAFÉ Reading - Warm up – E.E.K.K.: I can increase my reading stamina.** Open **Pink Prints on the Road on Class Dojo.** Sit comfortably, NEXT TO YOUR READING PARTNER, not moving, aiming to read for **10 minutes.**

20 min      **I can use non-fiction text features.**

**Word Work - ALL ABOUT COWS:** Using the mini-book “All About Cows” with your adult, complete the **FACT AND DETAILS** sheet.

**Watch Mrs D’s video on Class Dojo** for tips.

**Take a photo and post on Class Stories.**

**Brain Break - Free Choice** – go outside, do some dancing, play a game, lay down and rest, or play with your toys, whatever suits you for a break.

4      5 min      **Tuning In Activities:** Please watch this YouTube video that explains sharing equally. <https://www.youtube.com/watch?v=fgoUVDoHx5M>

25 min      **Maths – NEW TOPIC: MAKING AND SHARING GROUPS**

**Preps - Mrs D’s Video on Class Dojo** and complete the **“Sharing Objects”** Topic 10 lesson 3 - Replay and Practise sheets

**Year 1s - Mrs D’s Video on Class Dojo** and complete the **“Using Groups of 2, 5 and 10”** Topic 12 lesson 2 page 78

**Take a photo/video and post on Class Stories.**

**These aren’t compulsory. Only do if you would like something else to do:**

**SPORT - MR BODLEY’S PE PROGRAM** 😊


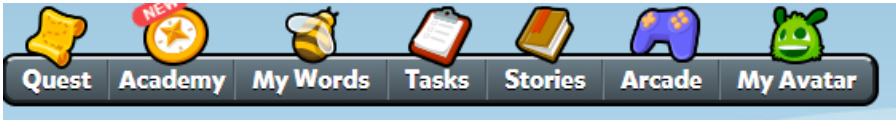
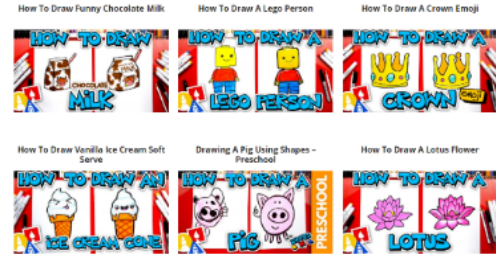
**INFORMATION POSTER - make a poster telling me what you know about cows.** Use pictures, headings and words.

**SCHOOL WIDE POSITIVE BEHAVIOURS - Speak in a calm and quiet voice - respect.** Make a video talking about why this is important to do when you are with your friends, your family and in the classroom.

Today is a catch up day!

Designed to allow you to catch up on anything you have not managed to do during the week.

If you would like more to do, below are suggestions for you if you have done all the work this week.

1.		<p><b>ART &amp; CRAFT</b> - Using the resources in your pack, see if you can work out how to make this cow picture:</p> <p><b>Take a photo/video and post on Class Stories.</b></p>	
2.	Your choice of how long to do these tasks for.	<p><b>LITERACY PLANET</b> <a href="https://app.literacyplanet.com/login?return_to=%2Fteacher_app%2Flogin">https://app.literacyplanet.com/login?return_to=%2Fteacher_app%2Flogin</a> If you have finished all the set tasks, your choice of QUEST, STORIES, ARCADE or MY AVATAR buttons at the top.</p> <p><b>YOUR LOG IN DETAILS are in your learning pack.</b></p>	
3.		<p><b>Build a Scarecrow</b> - see if you can find OLD, unwanted clothes and items to make a scarecrow to put in your backyard to protect your vegetables and flowers, by scaring away birds and other animals.</p> <p><b>**ask permission first!**</b></p>	
4.		<p><b>Directed Drawing</b> – Have some drawing using this website link: <a href="https://www.artforkidshub.com/how-to-draw/">https://www.artforkidshub.com/how-to-draw/</a> You will need to scroll down a little to get to the menu:</p>	
5.		<p><b>MUSIC</b> – see if you can find the words and music to “<b>The Farmer in the Dell</b>”, practise the song and record a video of yourself singing it. Post onto Class Dojo.</p>	